

READY TO SHIP 1 (SURFACE MOUNTED)

TOP VIEW

ADA ACCESSIBILITY GUIDELINES - ADAAG CONFORMANCE

ELEVATED	ACCESSIBLE	RAMP ACCESSIBLE	GROUND	TYPES
7	7/4	0/0	2/2	2/2
CHILD CAPACITY	66	MAX FALL HEIGHT	96	

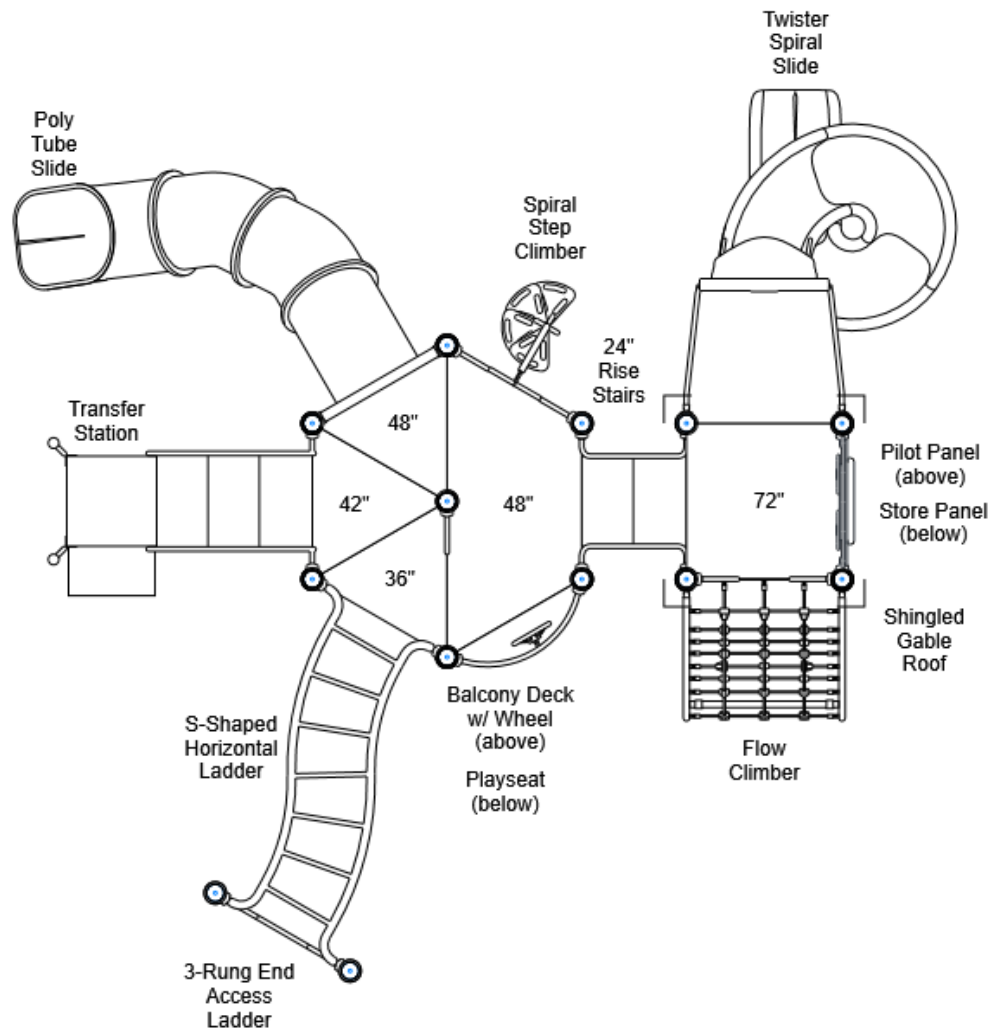
R5

FOR KIDS
AGES
5-12

GENERAL NOTES

This conceptual plan is based on information provided prior to construction. Detailed site information, including the following, should be obtained, evaluated, and utilized in the final project design. Exact site dimensions, topography, existing utilities, soil conditions and drainage solutions.

WARNING: Accessible safety surfacing material is required beneath and around this equipment that has a critical height value (Fall Height) appropriate for the highest accessible part of this equipment. Refer to the CPSC'S Handbook For Public Playground Safety, Section 4: Surfacing.



STRUCTURE # R50E0A68A
PROJECT # PCD234EC05A
DATE 7/26/2023

Playcraft Systems

MIN. USE ZONE 35' x 34' (10.663m x 10.119m)



READY TO SHIP 1 (SURFACE MOUNTED)
SITE PLAN

ADA ACCESSIBILITY GUIDELINES - ADAAG CONFORMANCE

ELEVATED	ACCESSIBLE	RAMP ACCESSIBLE	GROUND	TYPES
7	7/4	0/0	2/2	2/2

R5

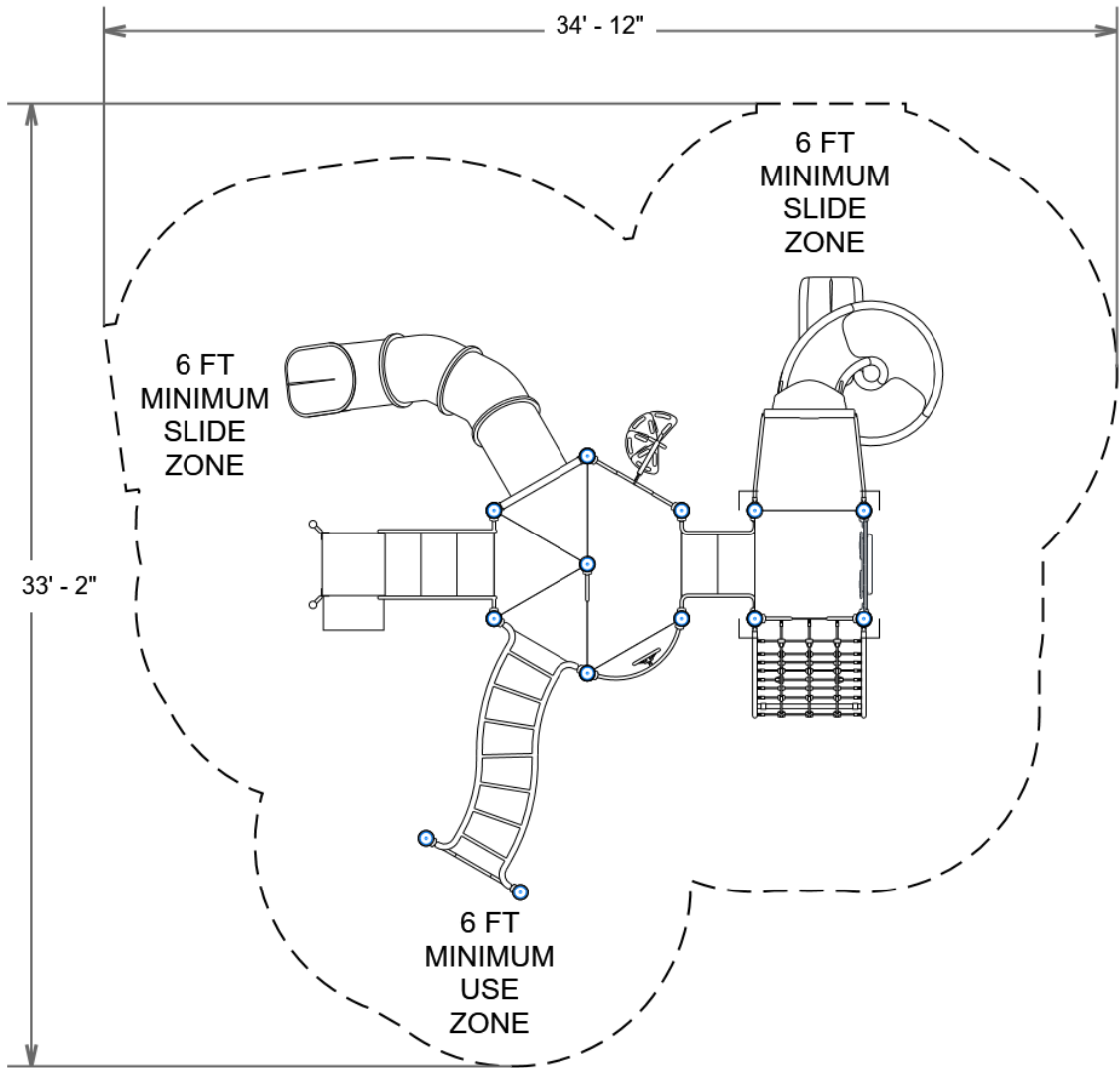
FOR KIDS
AGES
5-12

GENERAL NOTES

This Preliminary Site Plan is based on measurements that were provided in the initial planning phase. All dimensions must be verified prior to the submission of a purchase order. Playcraft Systems will not be held responsible for any discrepancies between actual dimensions and dimensions submitted in the planning phase.

The Minimum Use Zone for a play structure is based on the product design at the time of proposal. Components and structure designs may be subject to change which may affect dimensions. Therefore, before preparing the site, we strongly recommend obtaining final drawings from the factory (available after the order is placed and included in the Assembly Manual).

WARNING: Accessible safety surfacing material is required beneath and around this equipment that has a critical height value (Fall Height) appropriate for the highest accessible part of this equipment. Refer to the CPSC'S Handbook For Public Playground Safety, Section 4: Surfacing.



READY TO SHIP 1 (SURFACE MOUNTED)
SW VIEW

R5

FOR KIDS
AGES
5-12




STRUCTURE # R50E0A68A
PROJECT # PCD234EC05A
DATE 7/26/2023

READY TO SHIP 1 (SURFACE MOUNTED)
NE VIEW

R5

FOR KIDS
AGES
5-12



STRUCTURE # R50E0A68A
PROJECT # PCD234EC05A
DATE 7/26/2023

READY TO SHIP 1 (SURFACE MOUNTED)
Project # PCD234EC05A

Date 7/26/2023

Item / Part Number	Description	Qty
[R50E0A68A]		
HS-1004-R	Collars	46
AE-7190-R5	Post Mount - R5	13
AE-1025	Climber/Rail Mount	9
GF-7002	Dome Cap, R5	9
S-1008-R5-08ft-SM	Post, 08ft R5 (SM)	7
S-1009-R5-09ft-SM	Post, 09ft R5 (SM)	2
S-1013-R5-13ft-SM	Post, 13ft R5 (SM)	4
S-1101-R5	Square Deck	1
S-1102-R5	Tri-Deck	3
S-1103-R5	Hex Deck, Half (5 Post)	1
S-1109-R5-MT	Balcony Deck w/ Wheel	1
S-1110-R	Filler, 12in	1
S-1206-24R5	ADA Stairs, 24in Rise w/ Walls (Short)	1
S-1209-30-R5	Transfer Station, 42in-R	1
S-1234-4R	Climber, Spiral Step 42-48in	1
S-1261-R5F	Climber, Flow	1
S-1309-2-R5	Half Walls (Pair) R5	1
S-1309-R5	Half Walls (Single, Left)	1
S-1310-R5	Transition Wall	1
S-1403-R5	End Access Ladder (3-Rung)	1
S-1405-L-R5	Traverse, Horizontal Ladder (S-Shaped, Left)	1
S-1615-R5G	Store Panel	1
S-1643-R5	Pilot Panel	1
S-1706-S6R-R5	Slide, Twister Spiral 72in (R)	1
S-1707-4LR5	Slide, Tube 48in (L-Shaped, Left)	1
S-1808-R5	Roof, Gable (Shingled)	1
S-1962-R5	Playseat	1